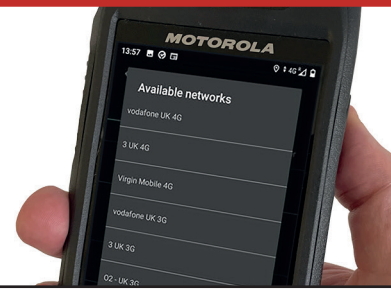


How to manually select your preferred network, on the Evolve, for the area you are operating in.



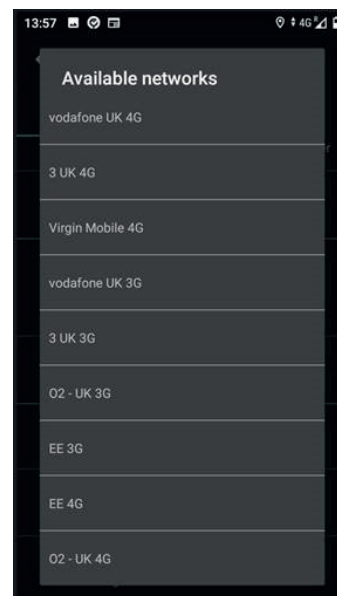
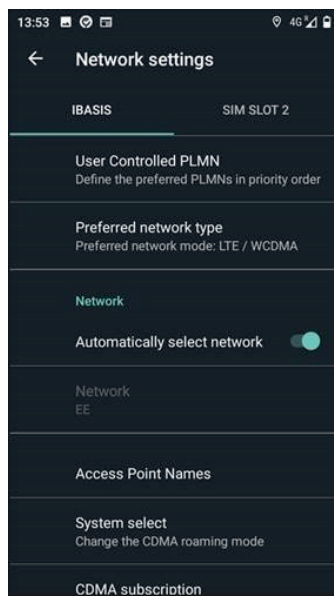
Why would you want to manually select which network you want the Evolve to use?

If you have a multi-network sim installed, when the Evolve is first activated, it will lock onto the strongest network and this selection won't change until there is no signal from that provider. Sometimes the chosen network, which was selected when the Evolve was first powered on, won't be the best choice for the area where the device is actually being used.

How do you manually change the network on the Evolve?

With a multi network sim installed and configured correctly, you can go into the settings and choose the network you wish to be connected to:

Settings – Network & internet – Mobile Network – Advanced – then uncheck 'Automatically Select Network'



The device will then begin a search for available networks, which can take up to 5 minutes. It will then display all the available networks that you can choose from. Simply select your preferred provider from the list and the device will then register to that network.

Finally, we recommend re-enabling the "Automatically Select Network" feature. With this feature enabled, should the chosen provider's signal drop to zero, it will start a new search automatically. If you leave this feature disabled, the device will stay on the current network, even if it is unavailable in your current location.